



# MAARIF KINDERGARTEN BUCHAREST



SEPTEMBER  
2022

**MISB aims to develop children in every learning area and to provide opportunities for each student to realise his/her full potential: academically, socially, emotionally, spiritually, creatively and physically.**






### Find The Numbers

Year 1/MP3 class was split into 2 teams. Two children from each team competed against each other at a time. They were both given a number from 1 to 20. They had 30 seconds to find one more and one less than the given number. The winner received a point for his team.




### Pairing Objects

In Reception/MP2 class we had an activity of pairing objects of the same type. For this activity we used classroom objects. After presenting the object, the teacher gave children the object to examine it and one child would tell the teacher where it belongs. This way we learned classroom objects vocabulary and sorting objects of the same kind at the same time.



### Number 1

In Nursery/MP1 class children learned about number 1 and, using cardboards the students decorated in a very nice way!





### Sorting

The children engaged in sorting by colors, shapes and size.





### SENSES!

We learnt about our 5 senses using popcorn. First the kids listened to how the popcorn was popping, then they smelled the popcorn. After that the kids saw the popcorn and lastly they tasted the popcorn. This activity helps kids fully understand their 5 senses.





## Healthy Food

Each group had to sort the foods into 3 categories: "I should eat a lot of these foods", "I should eat this foods sometimes" and "I should only eat a little of these foods". As a part of a team, they also learnt how to be patient, express their opinions, respect the ideas of others and how to be better communicators.

## Living and non-living things!

The children learnt the difference between living and non-living. In this activity the kids worked on how to sort living and non-living things.



## Germs!


We learnt about germs and the reason we must wash our hands daily and after each activity. We made an experiment to see how soap chases away the germs.






## Read Aloud!


We focused on Interactive reading as it is one of the best activities to boost our vocabulary and have fun at the same time.






### My Favorite Toy

The teacher presented and showed the children different toys and named them. The children repeated after the teacher and named the toys and at the end each one chose and played with his/her favorite toy.



In Language activity, we learnt the letter Tt. We formed the letter T using play to build our fine motor skills. We formed the letter T also by using crepe paper, we crumbled up small peices of paper and we glued them together to form the letter T, this activity improving our fine motor skills. We also did an art&cratfs activity to spread our creativity everywhere.





## Turkish Language Activities

We learn Turkish language through games and activities. This month, we reviewed what we have learnt before.



The kids were split into two groups, the teacher would say a colour and the first kids would pick the colour that the teacher said and give it to their friends in the back, the group that was moving faster was the winner. This activity helps with making group decisions.



We talked about following instructions and the way we behave at school, at home and in a community. At the end we read the story: "Be gentle!"





We had a puppet show to deliver the information in a playful manner. The puppet show included how to behave in the classroom as well as the importance of being kind to our friends.



We clean our classroom after the drawing activity



We do not develop only academically, we also grow as caring and loving humans. We learn how to love each other!





The children painted pumpkins by using handprints.





WE LOVE SINGING!





In our P.E. and dance classes, play-based educational activities are planned activities that support the physical development of children. Children demonstrate basic body movements. They walk, run, throw, catch, jump, turn, hop, push, pull and carry. Our students are happy to be active during the P.E. and dance classes.





## OTHER ACTIVITIES

### Some photos from the first day of school!

